



Head Start Annual Report

2024-2025



Mid-Willamette Valley

COMMUNITY ACTION

Head Start

Our Mission

MWVCAA invests in people and their futures to reduce the impacts of poverty.

Our Vision

We envision a just future, where our communities are empowered to reach positive outcomes and everyone is respected for their infinite worth.



Mid-Willamette Valley

COMMUNITY ACTION

Compassion in Motion

Founded in 1967 in Salem, Oregon, Mid-Willamette Valley Community Action Agency has served families all throughout Polk, and Marion counties with our one mission in mind: “investing in people and their futures to reduce the impacts of poverty.”

Community Action Head Start cumulatively served almost a thousand children and their families in 2024-2025, almost all from low-income, foster, or homeless families. We have also partnered with the Salem-Keizer School District to support teen moms working towards furthering their education goals.

In addition to an education focused on the infinite worth of the child, Community Action provided children with regular hot meals, health screenings, mental health care, and resources for families to set and meet goals to help lift themselves out of poverty.

In addition to our Head Start program, Community Action serves our communities in a number of other ways:

- Support for those experiencing homelessness
- Resources for Child Care seekers and providers
- Support for homeless and at-risk teens
- Assistance for improving home weatherization
- Help for those unable to pay their energy bills
- Building path forward for those exiting incarceration



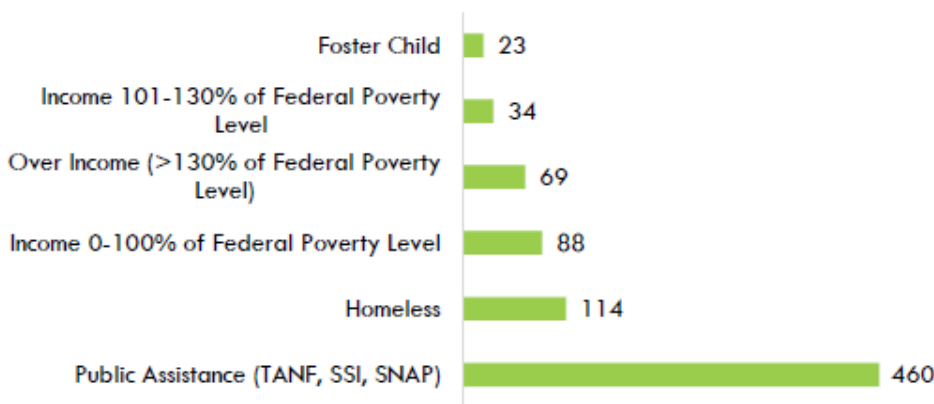
Enrollment & Eligibility

Enrollment by Program

Program	Total Children Enrolled	Funded Seats
Head Start	522	510
Early Head Start	177	130
Child Care Partnerships	110	84
Agency Total	809	724

Over the course of the 2024-2025 program year, Community Action Head Start & Early Head Start achieved a cumulative enrollment rate of 112%, serving a total of 809 unique children across our 724 funded slots. By filling vacancies as they occurred, we maximized community impact, ensuring that the highest possible number of eligible families received vital services.

Total Children Meeting Eligibility Criteria



Of the total agency enrollment, 74% (597/809) qualified through Categorical Eligibility (Public Assistance, Homeless, and Foster Care); the vast majority of these cases were driven by Public Assistance, which was the most common eligibility factor at 57% (460/809).

By the Numbers

Head Start Community Action was funded for a total of 724 children during the 2024-2025 school year, including:

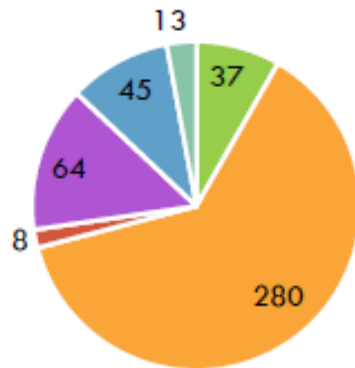
- 510 Head Start Pre-K seats (ages 3-5)
- 130 Early Head Start seats (ages birth 3)
- 84 Child Care Partnerships seats (home based centers)

809 unique children were enrolled at any point across all programs:

- 460 children (57%) received public assistance (TANF, SSI, or SNAP)
- 114 children (14 were classified as homeless)
- 23 children (.03%) were in foster care

Enrollment & Eligibility

Head Start Eligibility



- Income below 100% of the Federal Poverty Line
- Public Assistance (TANF, SSI, SNAP)
- Foster Child
- Homeless
- Over income (above 130 % of the Federal Poverty Line)
- Over income (101% - 130% of the Federal Poverty Line)

Head Start

Community Action has 30 classrooms spanning 10 Head Start sites, serving Marion and Polk counties.

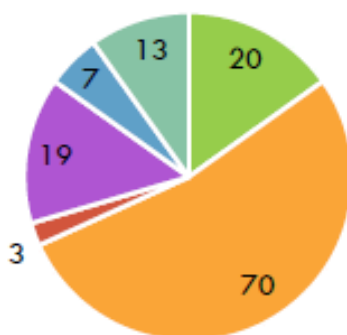
Early Head Start

In addition to the Head Start classrooms, Community Action had 16 Early Head Start classrooms at 8 sites, including a home base option.

Early Head Start Child Care Partnerships (EHS-CCP)

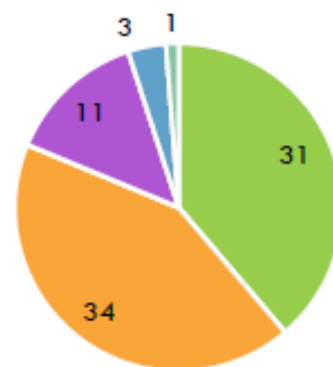
The EHS-CCP program provided six in-home child care options and continued our partnership in five classrooms with the Salem/Keizer School District supporting teen parents continuing their education.

Early Head Start Eligibility



- Income below 100% of the Federal Poverty Line
- Public Assistance (TANF, SSI, SNAP)
- Foster Child
- Homeless
- Over income (above 130 % of the Federal Poverty Line)
- Over income (101% - 130% of the Federal Poverty Line)

Child Care Partnerships Eligibility



- Income below 100% of the Federal Poverty Line
- Public Assistance (TANF, SSI, SNAP)
- Foster Child
- Homeless
- Over income (above 130 % of the Federal Poverty Line)
- Over income (101% - 130% of the Federal Poverty Line)

Health Outcomes

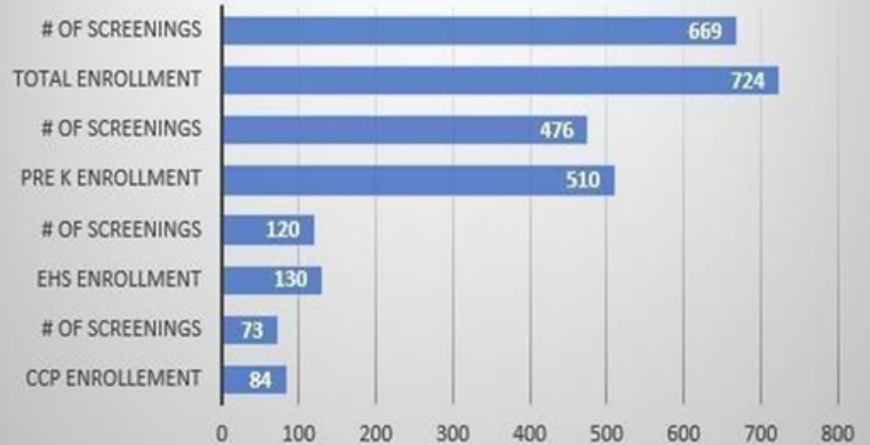
Children entering the Head Start and Early Head Start program are required to complete a number of health screenings upon enrollment. Assessments are to be completed before 45 and 90 days of the child's enrollment in the program.

45 Day Assessments include height and weight check-ins, vision, and hearing exams.

90 Day requirements are more advanced and track things such as lead and hemoglobin. The 90 day deadline requires current Dental Exam and Well Child Exam for all enrolled children.

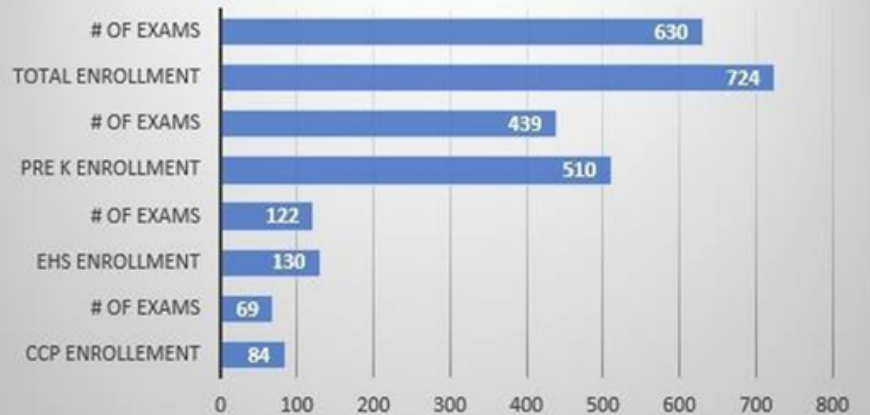


45 day Screening Deadline 2024/2025



92% of children received health screenings within 45 days of enrollment.

90 Day Exam Deadline 2024/2025



87% of children had a current dental and well-child exam within 90 days of enrollment.

At the end of the school year, 98% of children on average had health insurance through Medicaid, CHIP, or another source, including:

- 99% of children enrolled in CCP
- 98% of children enrolled in EHS
- 98% of children enrolled in Head Start

Parent Involvement

Community Action Head Start encourages the involvement of parents in the program throughout all service areas:

- Family engagement staff worked with 809 unique families to provide resources and referrals tailored to their specific needs, ranging from nutrition and health to education and housing. Through our Family Partnership Agreements, families took active steps toward self-sufficiency, with 72% of those tracked making documented progress or successfully completing their established goals.
- Parents are encouraged to be involved in planning and coordinating Parent Meetings, where parents connect, network, share their Head Start experiences, and enjoy activities with their children.
- Elected parent representatives serve on Policy Council, one of two governing bodies with program oversight. Among the Policy Council's responsibilities include approval of grants, policies, and written reports to Agency Boards, government agencies, and the public.

Additional opportunities for parents to connect in person were available in the spring and summer of the school year. These events allow parents to connect with other Head Start families and discuss parenting topics to aid the development of their child.

- Dev NW collaborated with the program to present financial literacy education and offer additional educational opportunities for families.
- Through Dolly Parton Imagination Library and the Marion Polk Early Learning Hub, we helped families receive free, high quality and age-appropriate books to build their home library.



Assistance Given



100% of the families who formally requested a resource or referral received the support they needed. In all, 1,474 referrals were provided to 809 unique families.



72% of families successfully made progress on or completed their family goals. These achievements spanned critical areas of stability and growth, including securing safe housing, obtaining better employment, deepening connections to community resources, and reaching personal educational milestones.

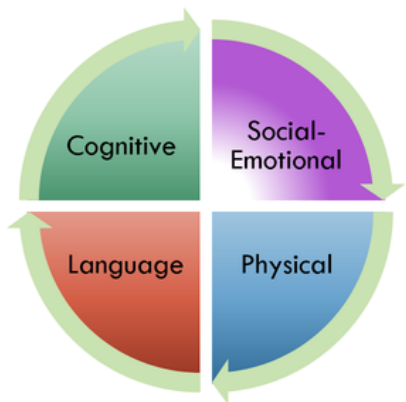


23% of families received resources to address emergency situations (such as immediate needs for food and clothing), including 11% of families who received specific resources and referrals to secure a stable place to live.

Kindergarten Readiness

Kindergarten readiness is the goal for every child in our program, from our youngest infants and toddlers to our children transitioning out of our program to begin their elementary school journey. Our hope at the end of the school year is that children have demonstrated consistent progress throughout the year in the areas that would prepare them for entry into kindergarten. While all areas are important in preparing children for kindergarten, the areas that we especially want to consider are the foundational areas that are necessary for children to be ready to be successful in the kindergarten environment. Those areas are social-emotional, physical, language, and cognitive.

Children also need to be physically ready which includes the ability to control their fine muscles for assisting with learning to print and write. Children who are ready for kindergarten need to have well established language skills in order to communicate, express themselves, and understand information presented to them. Cognitive development is foundational to how children approach the process of learning with curiosity and feeling like they can succeed, as well as problem solve and use higher order thinking skills.



Literacy and math are also important skills, and often times children in Head Start programs need nearly a full year to establish a strong foundation to help them be ready to learn and retain literacy and math skills. A child who demonstrates readiness for kindergarten has strong social emotional skills that prepare them to adapt to new environments, establish new relationships, and regulate their emotions appropriately.



Child Outcomes

Fall 2024:

Area	Emerging	Meets	Exceeds
<i>Social/Emotional</i>	243	387	20
<i>Physical</i>	157	458	28
<i>Language</i>	249	403	10
<i>Cognitive</i>	219	421	18
<i>Literacy</i>	271	350	12
<i>Mathematics</i>	322	317	5

Winter 2025:

Area	Emerging	Meets	Exceeds
<i>Social/Emotional</i>	120	509	45
<i>Physical</i>	78	548	51
<i>Language</i>	160	493	25
<i>Cognitive</i>	121	510	41
<i>Literacy</i>	190	467	14
<i>Mathematics</i>	230	426	16

Spring 2025:

Area	Emerging	Meets	Exceeds
<i>Social/Emotional</i>	78	475	101
<i>Physical</i>	52	494	111
<i>Language</i>	126	473	51
<i>Cognitive</i>	76	513	61
<i>Literacy</i>	115	501	28
<i>Mathematics</i>	176	440	29

Assistance Given



Our outliers were in literacy and math, with an improvement from 56 % and 49% of children meeting or exceeding to 81% and 72% respectively, which is still a marked improvement.



Our top top-performing metrics were Physical, with 93% of children meeting or exceeding, and Social/Emotional, with 89% of children meeting or exceeding.



While still an outlier, Math competency saw one of our greatest improvements over the school year with a 46% increase between fall and spring of 2025.

Financial Reporting

Financial Audit

The Single Audit for Fiscal Year Ending (FYE) June 30, 2024, was filed on March 26, 2025.

Mid-Willamette Valley Community Action Agency, of which Head Start is a part, was audited by independent auditors with REDW Advisors & CPAs.

Their report contained an unqualified opinion - in other words, in their opinion all financial statements are presented fairly in all material respects.

There were no findings noted during the audit.

Our next Single Audit, for FYE June 30, 2025, will start on January 19, 2026.

Financial Information – 9/2024 Through 8/2025 Funding - Actual

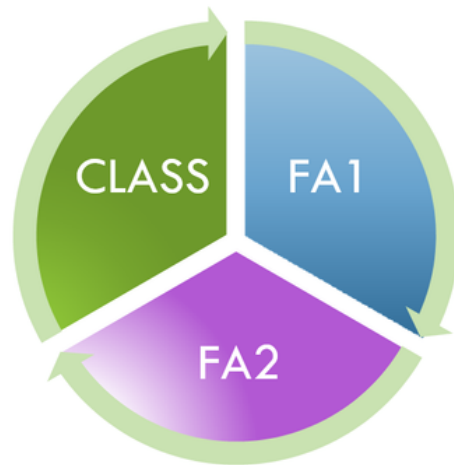
US Health and Human Services Office of Head Start	\$11,044,239
Oregon Department of Education Early Learning Division	\$7,621,524
USDA (School Meals Reimbursement)	\$454,537
Other Revenue	\$41,397
Total Income	\$19,161,697

Financial Information – 9/2024 through 8/2025 Expenditures & Budget

Expenditures	Actual Expenditures	Annual Budget
Personnel	12,132,227	13,245,188
Operating	2,707,723	3,370,991
Contract Services	1,596,782	1,046,403
Training	286,084	327,442
Administrative Allocation	2,437,638	1,171,673
Total Expense	\$19,160,454	\$19,161,697
Net Income	\$0	\$0

Federal Monitoring

The Office of Head Start provides monitoring oversight to Head Start programs over a five-year grant cycle. 2023-2024 signaled the end of the grant cycle, with 2024-2025 being the first year of the new cycle.



We are expecting several reviews from our federal funders during this year and throughout the cycle, including:

Focus Area 1 Review: Focus Area 1 (FA1) reviews allow our federal funders to observe and evaluate the program on a foundational level

Focus Area 2 Review: Focus Area 2 (FA2) reviews evaluate the program on performance, taking many of the fields in FA1 reviews and checking them for compliance with the most recent Head Start Performance Standards, Uniform Guidance, and the Head Start Act.

CLASS Review: The Office of Head Start began Classroom Assessment Scoring System (CLASS) reviews in 2010 to give a snapshot, at the agency level, of the typical day of a student in our classrooms. CLASS measures the quality of teacher-student interactions through two separate observation cycles, with each observation being scored and evaluated. These results allow the agency to target policies, program action plans, and professional development with a goal of more positive classroom experiences for our students.

The last federal monitoring visit for our program was in June 2022, when the Office of Head Start completed a Focus Area 2 Review. In each of the observation areas, no deficiencies were identified. One area of concern was noted, about two Early Head Start Teachers who had not completed their Infant Toddler Certificates prior to being hired. This situation was caused by a shortage in qualified job applicants. Upon the advice of the Regional Office of Head Start, these Teachers were hired with the requirement that a professional development plan be created to show the plan for completion of the certification. This area of concern is a common issue across the country, and it is a low-level concern that does not require any corrective action.