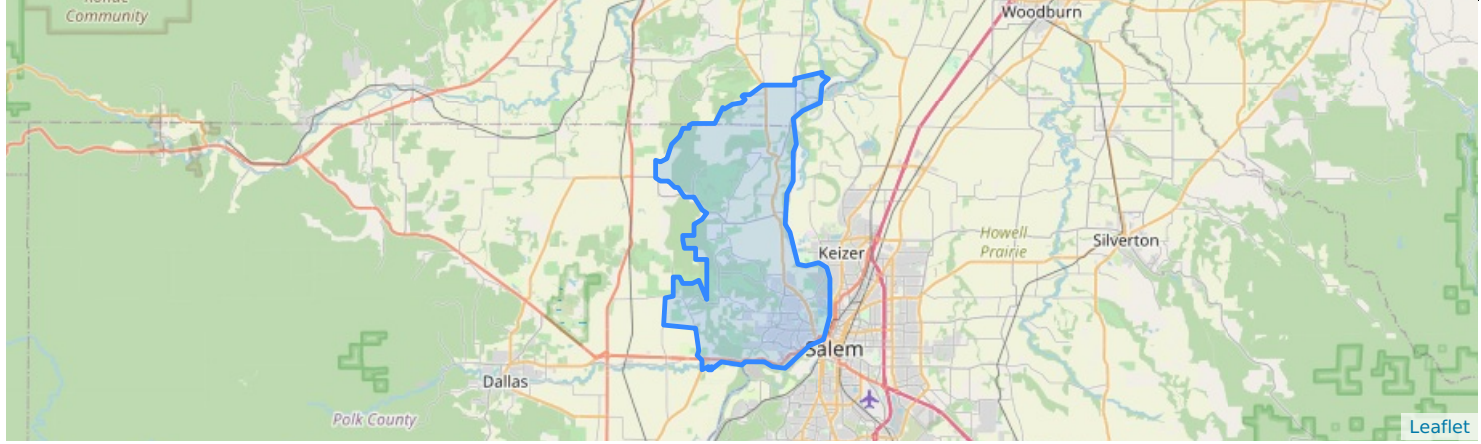


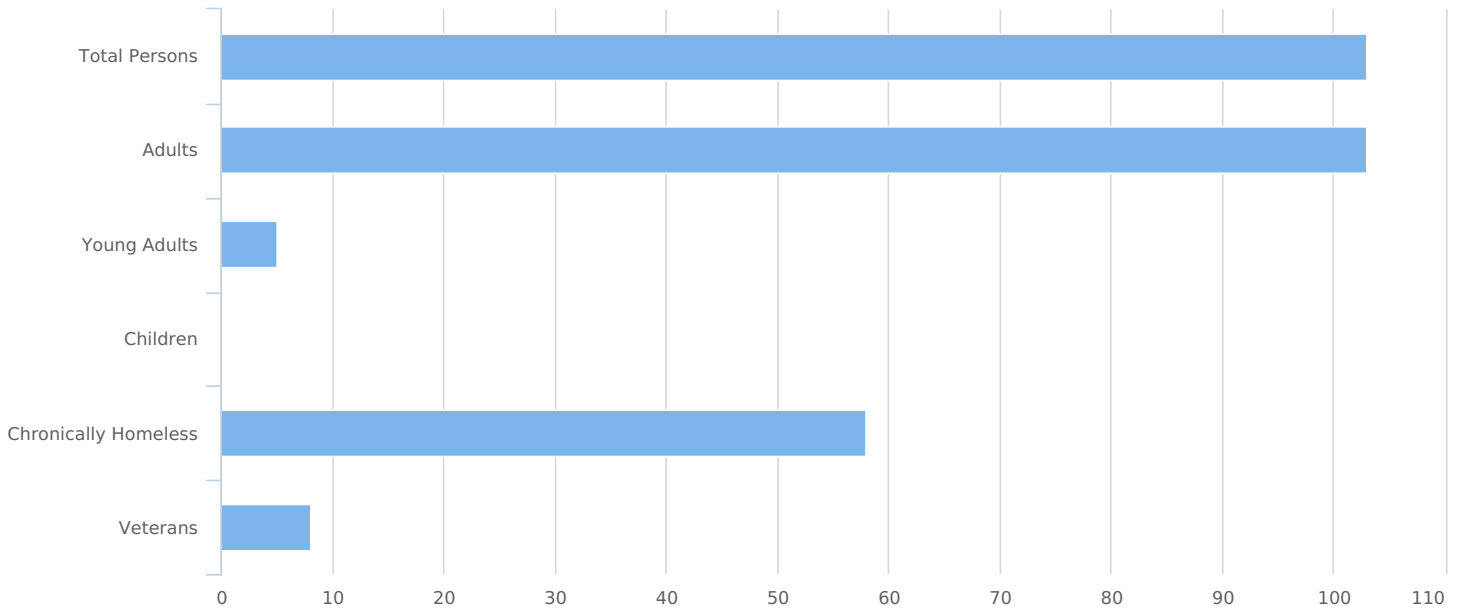
HUD Point in Time Report - Unsheltered

| | | | |
|-------------|--|-------------|--------------------|
| Count: | Marion and Polk 2022 Point in Time Count | Geography: | 97304 |
| Created by: | Marshall ,Robert | Created on: | 07/06/2022 5:51 PM |

Summary

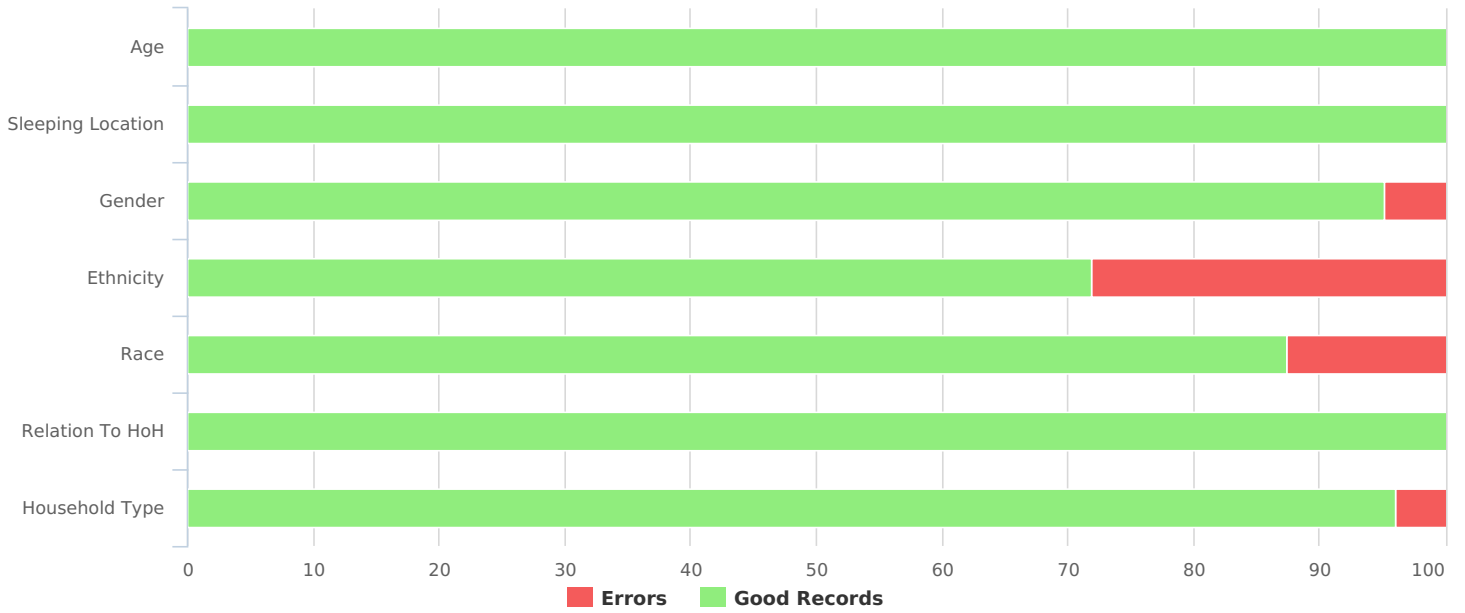


| | |
|---|-----|
| Total Persons | 103 |
| Adults (age 18 or older) | 103 |
| Young Adults (age 18 to 24) | 5 |
| Children (under age 18) | 0 |
| Unknown Age | 0 |
| Unknown Age - Believe to be Adult | 0 |
| Unknown Age - Believe to be Young Adult (18-24) | 0 |
| Unknown Age - Believe to be Adult (25+) | 0 |
| Unknown Age - Believe to be Child | 0 |
| Chronically Homeless | 58 |
| Veterans | 8 |



Data Quality Checks

| | |
|-------------------------------------|----|
| Persons Missing Age Information | 0 |
| Persons Missing Sleeping Location | 0 |
| Persons Missing Gender | 5 |
| Persons Missing Ethnicity | 29 |
| Persons Missing Race | 13 |
| Persons Missing Relation to HoH | 0 |
| Persons with Unknown Household Type | 4 |



All Households

Households with at Least one Adult and One Child

Household and Person Breakdown

| | |
|---------------------------------------|---|
| Total Number of Households | 0 |
| Total Number of Persons | 0 |
| Number of Children (under age 18) | 0 |
| Number of Young Adults (age 18 to 24) | 0 |
| Number of Adults (age 25 or older) | 0 |

Gender

| | |
|---|---|
| Female | 0 |
| Male | 0 |
| Transgender | 0 |
| A gender other than singularly female or male (e.g., nonbinary, genderfluid, agender, culturally specific gender) | 0 |
| Questioning | 0 |

Ethnicity

| | |
|---------------------------------|---|
| Non-Hispanic/Non-Latin(a)(o)(x) | 0 |
| Hispanic/Latin(a)(o)(x) | 0 |

Race

| | |
|---|---|
| White | 0 |
| Black, African American or African | 0 |
| Asian | 0 |
| American Indian, Alaska Native, or Indigenous | 0 |
| Native Hawaiian or Pacific Islander | 0 |
| Multiple Races | 0 |

Chronically Homeless

| | |
|----------------------------|---|
| Total Number of Households | 0 |
| Total Number of Persons | 0 |

Race

Gender

■ White ■ Black or African American ■ Asian
■ American Indian ■ Native Hawaiian ■ Multiple

■ Female ■ Male ■ Transgender
■ A gender other than singularly... ■ Questioning

Households without Children

Household and Person Breakdown

| | |
|---------------------------------------|----|
| Total Number of Households | 92 |
| Total Number of Persons | 99 |
| Number of Young Adults (age 18 to 24) | 5 |
| Number of Adults (age 25 or older) | 94 |

Gender

| | |
|---|----|
| Female | 28 |
| Male | 66 |
| Transgender | 0 |
| A gender other than singularly female or male (e.g., nonbinary, genderfluid, agender, culturally specific gender) | 1 |
| Questioning | 0 |

Ethnicity

| | |
|---------------------------------|----|
| Non-Hispanic/Non-Latin(a)(o)(x) | 59 |
| Hispanic/Latin(a)(o)(x) | 9 |

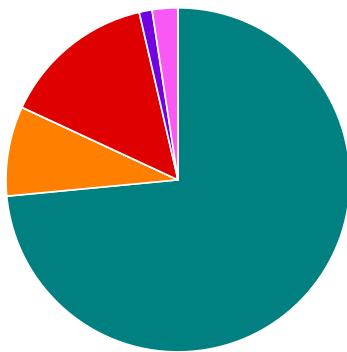
Race

| | |
|---|----|
| White | 61 |
| Black, African American or African | 7 |
| Asian | 0 |
| American Indian, Alaska Native, or Indigenous | 12 |
| Native Hawaiian or Pacific Islander | 1 |
| Multiple Races | 2 |

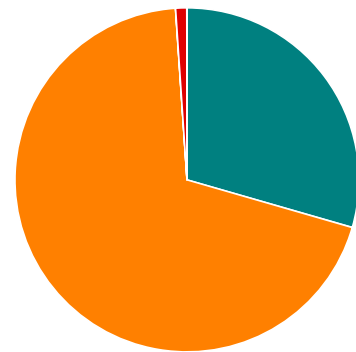
Chronically Homeless

| | |
|-------------------------|----|
| Total Number of Persons | 56 |
|-------------------------|----|

Race



Gender



■ White
 ■ Black or African American
 ■ Asian
 ■ American Indian
 ■ Native Hawaiian
 ■ Multiple

■ Female
 ■ Male
 ■ Transgender
 ■ A gender other than singularly...
 ■ Questioning

Households with Only Children

Household and Person Breakdown

| | |
|----------------------------|---|
| Total Number of Households | 0 |
| Total Number of Children | 0 |

Gender

| | |
|---|---|
| Female | 0 |
| Male | 0 |
| Transgender | 0 |
| A gender other than singularly female or male (e.g., nonbinary, genderfluid, agender, culturally specific gender) | 0 |
| Questioning | 0 |

Ethnicity

| | |
|---------------------------------|---|
| Non-Hispanic/Non-Latin(a)(o)(x) | 0 |
| Hispanic/Latin(a)(o)(x) | 0 |

Race

| | |
|---|---|
| White | 0 |
| Black, African American or African | 0 |
| Asian | 0 |
| American Indian, Alaska Native, or Indigenous | 0 |
| Native Hawaiian or Pacific Islander | 0 |
| Multiple Races | 0 |

Chronically Homeless

| | |
|-------------------------|---|
| Total Number of Persons | 0 |
|-------------------------|---|

Race

Gender

■ White
 ■ Black or African American
 ■ Asian
■ American Indian
 ■ Native Hawaiian
 ■ Multiple

■ Female
 ■ Male
 ■ Transgender
■ A gender other than singularly...
 ■ Questioning

Veteran Households

Veteran Households with at Least One Adult and One Child

Household and Person Breakdown

| | |
|----------------------------|---|
| Total Number of Households | 0 |
| Total Number of Persons | 0 |
| Total Number of Veterans | 0 |

Gender

| | |
|---|---|
| Female | 0 |
| Male | 0 |
| Transgender | 0 |
| A gender other than singularly female or male (e.g., nonbinary, genderfluid, agender, culturally specific gender) | 0 |
| Questioning | 0 |

Ethnicity

| | |
|---------------------------------|---|
| Non-Hispanic/Non-Latin(a)(o)(x) | 0 |
| Hispanic/Latin(a)(o)(x) | 0 |

Race

| | |
|---|---|
| White | 0 |
| Black, African American or African | 0 |
| Asian | 0 |
| American Indian, Alaska Native, or Indigenous | 0 |
| Native Hawaiian or Pacific Islander | 0 |
| Multiple Races | 0 |

Chronically Homeless

| | |
|----------------------------|---|
| Total Number of Households | 0 |
| Total Number of Persons | 0 |

Race

Gender

■ White
 ■ Black or African American
 ■ Asian
■ American Indian
 ■ Native Hawaiian
 ■ Multiple

■ Female
 ■ Male
 ■ Transgender
■ A gender other than singularly...
 ■ Questioning

Veteran Households without Children

Household and Person Breakdown

| | |
|----------------------------|---|
| Total Number of Households | 8 |
| Total Number of Persons | 8 |
| Total Number of Veterans | 8 |

Gender

| | |
|---|---|
| Female | 0 |
| Male | 8 |
| Transgender | 0 |
| A gender other than singularly female or male (e.g., nonbinary, genderfluid, agender, culturally specific gender) | 0 |
| Questioning | 0 |

Ethnicity

| | |
|---------------------------------|---|
| Non-Hispanic/Non-Latin(a)(o)(x) | 5 |
| Hispanic/Latin(a)(o)(x) | 1 |

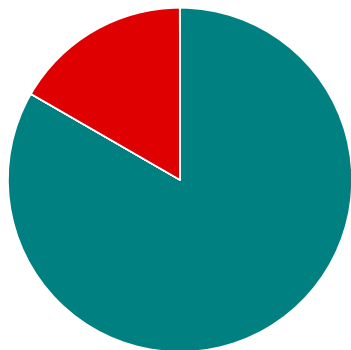
Race

| | |
|---|---|
| White | 5 |
| Black, African American or African | 0 |
| Asian | 0 |
| American Indian, Alaska Native, or Indigenous | 1 |
| Native Hawaiian or Pacific Islander | 0 |
| Multiple Races | 0 |

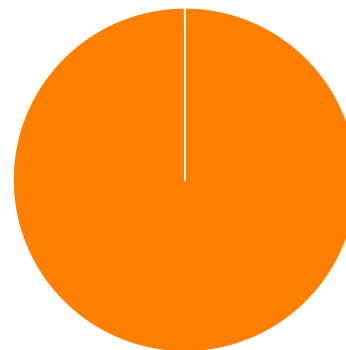
Chronically Homeless

| | |
|----------------------------|---|
| Total Number of Households | 7 |
| Total Number of Persons | 7 |

Race



Gender



■ White
 ■ Black or African American
 ■ Asian
 ■ American Indian
 ■ Native Hawaiian
 ■ Multiple

■ Female
 ■ Male
 ■ Transgender
 ■ A gender other than singularly...
 ■ Questioning

Youth Households

Unaccompanied Youth Households

Household and Person Breakdown

| | |
|--|---|
| Total Number of Unaccompanied Youth Households | 5 |
| Total Number of Unaccompanied Youth | 5 |
| Total Number of Unaccompanied Youth (under age 18) | 0 |
| Total Number of Unaccompanied Youth (18 to 24) | 5 |

Gender

| | |
|---|---|
| Female | 2 |
| Male | 3 |
| Transgender | 0 |
| A gender other than singularly female or male (e.g., nonbinary, genderfluid, agender, culturally specific gender) | 0 |
| Questioning | 0 |

Ethnicity

| | |
|---------------------------------|---|
| Non-Hispanic/Non-Latin(a)(o)(x) | 1 |
| Hispanic/Latin(a)(o)(x) | 1 |

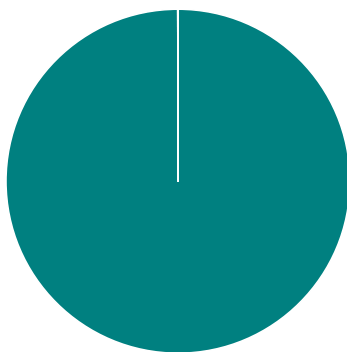
Race

| | |
|---|---|
| White | 3 |
| Black, African American or African | 0 |
| Asian | 0 |
| American Indian, Alaska Native, or Indigenous | 0 |
| Native Hawaiian or Pacific Islander | 0 |
| Multiple Races | 0 |

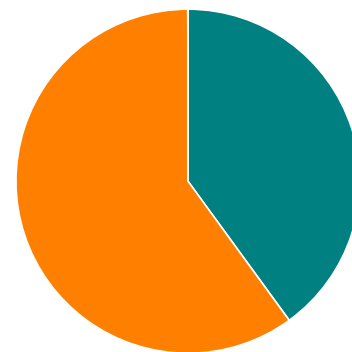
Chronically Homeless

| | |
|-------------------------|---|
| Total Number of Persons | 0 |
|-------------------------|---|

Race



Gender



■ White
 ■ Black or African American
 ■ Asian
 ■ American Indian
 ■ Native Hawaiian
 ■ Multiple

■ Female
 ■ Male
 ■ Transgender
 ■ A gender other than singularly...
 ■ Questioning

Parenting Youth

Household and Person Breakdown

| | |
|---|---|
| Total Number of Parenting Youth Households | 0 |
| Total Number of Persons in Parenting Youth Households | 0 |
| Total Parenting Youth | 0 |
| Total Children in Parenting Youth Households | 0 |
| Number of Parenting Youth Under 18 | 0 |
| Children in Households with Parenting Youth Under 18 | 0 |
| Number of Parenting Youth 18 to 24 | 0 |
| Children in Households with Parenting Youth 18 to 24 | 0 |

Gender

| | |
|---|---|
| Female | 0 |
| Male | 0 |
| Transgender | 0 |
| A gender other than singularly female or male (e.g., nonbinary, genderfluid, agender, culturally specific gender) | 0 |
| Questioning | 0 |

Ethnicity

| | |
|---------------------------------|---|
| Non-Hispanic/Non-Latin(a)(o)(x) | 0 |
| Hispanic/Latin(a)(o)(x) | 0 |

Race

| | |
|---|---|
| White | 0 |
| Black, African American or African | 0 |
| Asian | 0 |
| American Indian, Alaska Native, or Indigenous | 0 |
| Native Hawaiian or Pacific Islander | 0 |
| Multiple Races | 0 |

Chronically Homeless

| | |
|----------------------------|---|
| Total Number of Households | 0 |
| Total Number of Persons | 0 |

Race

Gender

White Black or African American Asian
American Indian Native Hawaiian Multiple

Female Male Transgender
A gender other than singularly... Questioning

Additional Homeless Populations (Adults Only)

| | |
|---|----|
| Serious Mental Illness | 33 |
| Substance Use Disorder | 22 |
| HIV/AIDS | 4 |
| Survivors of Domestic Violence (optional) | 15 |

